
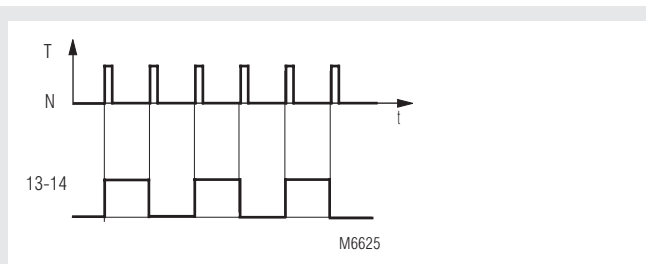


## Remote Switch (Impulse Relay) IK 8702, SK 8702



- According to IEC/EN 60 669
- 2 separate systems at 17.5 mm width
- Space saving
- Reduced wiring
- Contacts:
  - IK/SK 8702.01: 16 A
  - IK/SK 8702.01/200: 10 A
- Silent switching
- 10 mA / 5 mA glow lamp load
- **Devices available in 2 enclosure versions:**
  - IK 8702:** 59 mm deep with terminals near to the bottom to be mounted in consumer units or industrial distribution systems according to DIN 43 880
  - SK 8702:** 98 mm deep with terminals near to the top to be mounted in cabinets with mounting plate and cable ducts
- Width: 17.5 mm

### Function Diagram



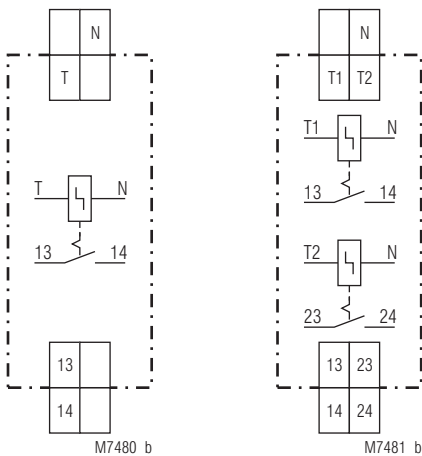
### Approvals and Marking



### Notes

Parallel control of several systems with one push button is not allowed.

### Circuit Diagrams



IK 8702.01  
SK 8702.01

IK 8702.01/200  
SK 8702.01/200

### Technical Data

#### Input

<b>Nominal voltage <math>U_N</math>:</b>	AC 24, 230 V
<b>Voltage range:</b>	0.9 ... 1.1 $U_N$
<b>Nominal consumption</b>	
IK/SK 8702.01:	100 W (for max. 0.5 s)
IK/SK 8702.01/200:	20 W (for max. 1 s) per system
<b>Nominal frequency (AC):</b>	50 / 60 Hz
<b>Frequency range:</b>	45 ... 65 Hz
<b>Minimum on time:</b>	≥ 30 ms
<b>Minimum off time:</b>	
IK/SK 8702.01:	≥ 180 ms
IK/SK 8702.01/200:	≥ 5 s
	(at on-time of ≥ 100 ms)

The push button input is designed for pulse operation. If in the case of fault continuous voltage is applied th unit can be operated again after a few minutes of recovering time.

#### Glow lamps

<b>parallel to push button:</b>	20 glow lamps á 0.5 mA
IK/SK 8702.01/200:	10 glow lamps á 0.5 mA

#### Output

<b>Contacts:</b>	1 NO contact per system
<b>Nominal output voltage:</b>	AC 250 V
<b>Switching voltage min. / max.:</b>	AC 10 / 400 V
<b>Thermal current <math>I_{th}</math>:</b>	
IK/SK 8702.01:	16 A
IK/SK 8702.01/200:	10 A
<b>Switching capacity AC 230 V at <math>50 \times 10^3</math> switching cycles</b>	
Resistive load:	4 000 W
Glow lamp load:	1 500 W
Fluorescent lamp load:	20 x 58 W
	series compensated in Duo-circuit
	10 x 58 W with electronic ballast unit (EVG)

### Technical Data

<b>Electrical life:</b>	50 x 10 <sup>3</sup> switching cycles
<b>max. Switching frequency:</b>	1 switching cycles / s
<b>Short circuit strength</b>	
<b>max. fuse rating:</b>	16 A gL IEC/EN 60 947-5-1
<b>Mechanical life:</b>	10 x 10 <sup>6</sup> switching cycles

### General Data

<b>Opening mode:</b>	Pulse operation
<b>Temperature range:</b>	- 20 ... + 45°C
<b>Clearance and creepage distances</b>	
rated impuls voltage / pollution degree:	4 kV / 2 IEC 60 664-1
<b>EMC</b>	
Electrostatic discharge:	8 kV (air) IEC/EN 61 000-4-2
HF-irradiation:	10 V / m IEC/EN 61 000-4-3
Fast transients:	4 kV IEC/EN 61 000-4-4
Surge voltages between wires for power supply:	1 kV IEC/EN 61 000-4-5
between wire and ground:	2 kV IEC/EN 61 000-4-5
HF-wire guided:	10 V IEC/EN 61 000-4-6
Interference suppression:	Limit value class B EN 55 011
<b>Degree of protection:</b>	Housing: IP 40 IEC/EN 60 529
	Terminals: IP 20 IEC/EN 60 529
<b>Housing:</b>	Thermoplastic with V0-behaviour according to UL subject 94
<b>Vibration resistance:</b>	Amplitude 0.35 mm frequency 10 ... 55 Hz IEC/EN 60 068-2-6
<b>Climate resistance:</b>	20 / 045 / 04 IEC/EN 60 068-1
<b>Terminal designation:</b>	EN 50 005
<b>Wire connection:</b>	1 x 2.5 mm <sup>2</sup> solid or 2 x 1.5 mm <sup>2</sup> stranded wire with sleeve DIN 46 228-1/-2/-3/-4
<b>Wire fixing:</b>	Flat terminals with self-lifting clamping piece IEC/EN 60 999-1

### Technical Data

<b>Mounting:</b>	DIN rail	IEC/EN 60 715
<b>Weight:</b>		
IK 8702.01:	65 g	
SK 8702.01:	84 g	
IK 8702.01/200:	80 g	
SK 8702.01/200:	99 g	

### Dimensions

<b>Width x height x depth</b>	
IK 8702:	17.5 x 89 x 59 mm
SK 8702:	17.5 x 89 x 98 mm

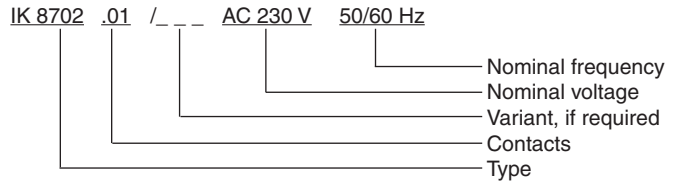
### Standard Type

IK 8702.01	AC 230 V	50/60 Hz
Article number:	0049207	
SK 8702.01	AC 230 V	50/60 Hz
Article number:	0050604	
• Output:	1 NO contact	
• Nominal voltage U <sub>N</sub> :	AC 230 V	
• Width:	17.5 mm	

### Variants

IK/SK 8702.01:	1 system (17.5 mm width)
IK/SK 8702.01/200:	2 systems

### Ordering Example for variants



### Connection example

